



**MAGPUL**  
**WYOMING**  
**GOVERNOR'S MATCH**  
PRESENTED BY VORTEX OPTICS

**July 14-16, 2023**

Casper, Wyoming





## Contents

Match Information . . . . .	1
Welcome . . . . .	2
Sponsors . . . . .	3
Frequently Asked Questions . . . . .	4
Safety . . . . .	5
Range Rules . . . . .	5
Schedule of Events . . . . .	6
Officials and Staff . . . . .	7
Range Maps . . . . .	8
Schedule of Match Squads . . . . .	9-10
Stage Maps	
Hang'em High . . . . .	11
Run Along Little Dogie . . . . .	12
Winchester '73 . . . . .	13
The Searchers . . . . .	14
High Noon . . . . .	15
The Shootist . . . . .	16
Unforgiven . . . . .	17
The Good, The Bad, and The Ugly . . . . .	18-20
Gunfight at the OK Corral . . . . .	21
Rio Bravo . . . . .	22
Ride the High Country . . . . .	23



## Match Information

The Seventh Annual Magpul Wyoming Governor's Match, presented by Vortex Optics, is brought to you in partnership by Wyoming's Office of Outdoor Recreation, Casper Shooter's Club, and Visit Casper.

**July 14-16, 2023**  
**Stuckenhoff Sport Shooters Complex**  
**Casper, Wyoming**

The Magpul Wyoming Governor's Match is a nationally-recognized shooting sports competition that originated in 2017 when the match and Magpul's title sponsorship were first announced.

This year's match is being organized by the Casper Shooters Club, Visit Casper, and the Wyoming Office of Outdoor Recreation. The Governor's Match is a USPSA Level II match that includes 12 stages including chronograph, and 400 rounds. Members of the public are welcome to come and watch the event.

- The match is open to all USPSA members.
- The match consists of 12 stages including chrono with a minimum round count of 400.
- All official USPSA divisions will be recognized.
  - Trophies will be awarded for 1st, 2nd, and 3rd in each division provided that the following minimums are met: 1st-5 entries, 2nd-25 entries, 3rd-50 entries.
  - Trophies will be awarded for 1st, 2nd, and 3rd in each division/class (except GM) and division/category provided that following minimums are met: 1st-5 entries, 2nd-10 entries, 3rd-15 entries.
- Stage diagrams are not official. Written stage briefs take precedence.



## Welcome



Welcome to the 2023 Magpul Wyoming Governor's Match presented by Vortex Optics! Casper Shooters Club along with Visit Casper and the Wyoming Office of Outdoor Recreation are pleased to host this match. We hope you enjoy the match and your time in Casper.

We would like to extend a very big thank you to our sponsors. Their generous support makes this event a memorable experience for all of us, so please keep them in mind and thank them for their support.

This is a USPSA Level II match, and the most current USPSA rulebook applies including equipment rules. It is the responsibility of the shooter to be familiar with USPSA rules and comply with them.

Casper Shooters wishes you a wonderful time in Casper.

Sincerely,

Brian Shain  
Match Director





# Sponsors



GUNWERKS



HAMMER ARMAMENT



## Frequently Asked Questions

### **Can I get a match shirt?**

Competitors: One complimentary T-shirt will be provided.

Staff: Two complimentary shirts will be provided.

### **Will there be a prize table?**

Prizes will generally be full-value certificates for goods or services and will be awarded by random draw at the award ceremony Sunday afternoon. Competitors will be drawn from the same pool. You do not need to be present to win. Awards will be shipped if required but use of proxies to deliver is encouraged.

### **Will awards be given?**

Awards will be given at a ceremony Sunday afternoon. Awards will be shipped if required but use of proxies to deliver is encouraged.

### **Function fire?**

The chronograph stage will be available for competitors to function-fire during the match. Competitors may use the Stuckenhoff Sport Shooters Complex on any day leading up to the event for test fire or troubleshooting. Please check in at the Stuckenhoff office first.

### **Will water be provided?**

Water will be available at every stage, in coolers.

### **When will stages be available for inspection?**

In general, stages will be available for inspection Thursday, Friday and Saturday, beginning at 7 a.m.

### **Can I collect my brass?**

To keep the match running smoothly and on time, this is a lost brass match.



## Safety

### Cold Range

Firearms must not be handled anywhere inside the Stuckenhoff Sport Shooters Complex gates except in *designated safe areas* or under the direction of a *range officer*. Spectators are not allowed to open carry or handle any firearm at any time.

### Safety Areas

There is a designated safety area with a table in every shooting stage. Safety areas are the only areas where shooters are allowed to bag or unbag their firearm. You may also dry fire and conduct gun repair in the safety areas. **DO NOT HANDLE AMMUNITION IN THE SAFETY AREAS!**

All USPSA “Safety Area” rules apply. Shooters may use the safety areas at any time.

### PCC Shooters (Pistol Caliber Carbines)

The safe area rules also apply to you! PCC shooters should transport your PCC in a rifle bag to the safety table, and then transfer to your rifle caddy. Prior to shooting your stage, you may uncase into the side berm. Uncased PCC is carried muzzle up with chamber flag and bolt engaged.

### Spectators

Everyone must wear eye and ear protection while on the range. Infants and small children will not be permitted. Also, no more than two elementary school-age children per supervising adult will be allowed. There are restrooms and porta-potties on site.

### Staff

Range officers and staff are identified by staff shirts. They are responsible for the safe and smooth operation of the match. Please follow their instructions.

### Wildlife

Pronghorn antelope and other wildlife live near the range and they must be protected. Please be on the lookout and notify the staff if you see wildlife in danger. The match will be paused, if necessary, to remove the animals from the threat of harm.

## Range Rules

### Parking

Please refer to the range map within this match book. Competitors shall only park in the designated parking area outside of the competition area. Parking within the competition area is for staff and vendors only.

### Walk-Through Policy

If no competitors are shooting, preparing to shoot, or scoring the stage, the range master has approved registered competitors only to enter or move through a course of fire.

### Stage Reset

All competitors are expected to participate in resetting stages.

### Chronograph and Equipment

During the match, you will be asked to provide eight rounds off your belt for chronograph. Your firearm and equipment will be checked at the chronograph stage.

### Paperless Scoring

Paperless scoring will be used for this match. Shooters will get a paper copy receipt of their score if needed. Scores will not be emailed.

### Function Test Stage

The chronograph stage is available for test firing and function testing firearms unless temporarily closed by the chrono officer.



## Schedule of Events

### Thursday, July 13

- 7 a.m. Range officer shooter's meeting.
- 7:30 a.m. Day 0 — First shots down range.
- 12:30 p.m. Lunch break.
- 1:30 p.m. Match continues.
- 6:30 p.m. Range officer shooters finished, cleanup.

### Friday, July 14

- 9 a.m. Range open for sign up or check-in and available for walk throughs.
- 11 a.m. Range officer meeting, assign duties, and prep stages for shooters.
- 12:30 p.m. Shooter's meeting at main Stuckenhoff building.
- 1 p.m. Day 1 — First shots down range.
- 6 p.m. Shooters finished; staff clean up.

### Saturday, July 15

- 6:30 a.m. Staff call, prepare stages for shooters.
- 7:30 a.m. First shots down range.
- 12:30 p.m. Day 1 group finishes up. Lunch for staff, reset stages for Day 2 group. Shooter's meeting for Saturday afternoon/Sunday morning shooters at main Stuckenhoff building.
- 1:30 p.m. Day 2 — Match continues.
- 6 p.m. Shooters finished; staff clean up.

### Sunday, July 16

- 6:30 a.m. Staff call, prepare stages for shooters.
- 7:30 a.m. First shots down range.
- 12:30 p.m. Day 2 shooters finished, wait for scoring and break down stages.
- 2 p.m. Awards.



## Officials and Staff

<b>Name</b>	<b>Certification</b>	<b>Title</b>
Brian Shain	Range Officer (RO)	Match Director/Mr. Fix It
Jason Magnuson	Chief Range Officer (CRO)	Match Director/PR
Matt Waite	Range Master (RM)	Range Master
Darren Divine	Chief Range Officer (CRO)	Quartermaster

### **Stats Officer**

Paul Nash	Chief Range Officer (CRO)
Sonny Chan	Range Officer (RO)

### **Registration**

Angie Shain  
Terry Divine

Tate Aaberg	Alec Laub	Steve Setler
Dave Benson	Corey Lulow	Rob Snider
Jeremiah Crom	Chester Maddox	Bob Sutter
Kevin Elliott	Keith Markey	Jon Sutter
Paul Gransee	Ben Mayland	Patrice Sutter
Kenneth Hilton	Patrick Miller	Kurt Ulrich
Conrad Kuxhausen	Mike Nash	Graham West
Kyle Kuxhausen	Zach Parker	Bryan Zent
Michael Kuzara	Bill Rhiley	





# Range Maps

## Directions to Stuckenhoff Sport Shooters Complex

From I-25, take exit 186 turn north on Bryan Stock Trail. Turn right on Station Road and continue until you reach Stuckenhoff Sport Shooters Complex.



**Lower Zone**

**Upper Zone**



## Schedule of Match Squads Thursday AM through Saturday AM

	Courses	The Shootist	Unforgiven	The Good, The Bad, and The Ugly	Gunfight at the OK Corral	Rio Bravo	Ride the High Country
		Stages	7	8	9	10	11
<b>Thursday AM</b>	7:30-8:20	1	2		3	4	
	8:20-9:10		1	2		3	4
	9:10-10:00	4		1	2		3
	10:00-10:50	3	4		1	2	
	10:50-11:40		3	4		1	2
	11:40-12:30	2		3	4		1
<b>Friday PM</b>	Stages	7	8	9	10	11	12
	1:00-1:50	101	102	103	104	105	
	1:50-2:40		101	102	103	104	105
	2:40-3:30	105		101	102	103	104
	3:30-4:20	104	105		101	102	103
	4:20-5:10	103	104	105		101	102
5:10-6:00	102	103	104	105		101	
<b>Saturday AM</b>	Stages	7	8	9	10	11	12
	7:30-8:20						
	8:20-9:10						
	9:10-10:00						
	10:00-10:50						
	10:50-11:40						
11:40-12:30							

**Lower Zone**

	Courses	Hang'em High	Run Along Little Dogie	Chronograph	Winchester '73	The Searchers	High Noon
		Stages	1	2	3	4	5
<b>Thursday PM</b>	1:00-1:50	1	2		3	4	
	1:50-2:40		1	2		3	4
	2:40-3:30	4		1	2		3
	3:30-4:20	3	4		1	2	
	4:20-5:10		3	4		1	2
	5:10-6:00	2		3	4		1
<b>Friday PM</b>	Stages	1	2	3	4	5	6
	1:00-1:50						
	1:50-2:40						
	2:40-3:30						
	3:30-4:20						
	4:20-5:10						
5:10-6:00							
<b>Saturday AM</b>	Stages	1	2	3	4	5	6
	7:30-8:20	101	102	103	104	105	
	8:20-9:10		101	102	103	104	105
	9:10-10:00	105		101	102	103	104
	10:00-10:50	104	105		101	102	103
	10:50-11:40	103	104	105		101	102
11:40-12:30	102	103	104	105		101	

**Upper Zone**



## Schedule of Match Squads Saturday PM through Sunday AM

Saturday PM	Courses	The Shootist	Unforgiven	The Good, The Bad, and The Ugly	Gunfight at the OK Corral	Rio Bravo	Ride the High Country
	Stages	7	8	9	10	11	12
	1:00-1:50	201	202	203	204	205	206
	1:50-2:40	206	201	202	203	204	205
	2:40-3:30	205	206	201	202	203	204
	3:30-4:20	204	205	206	201	202	203
	4:20-5:10	203	204	205	206	201	202
	5:10-6:00	202	203	204	205	206	201

Sunday AM	Stages	7	8	9	10	11	12
		7:30-8:20	207	208	209	210	211
	8:20-9:10	212	207	208	209	210	211
	9:10-10:00	211	212	207	208	209	210
	10:00-10:50	210	211	212	207	208	209
	10:50-11:40	209	210	211	212	207	208
	11:40-12:30	208	209	210	211	212	207

**Lower Zone**

Saturday PM	Courses	Hang'em High	Run Along Little Dogie	Chronograph	Winchester '73	The Searchers	High Noon
	Stages	1	2	3	4	5	6
	1:00-1:50	207	208	209	210	211	212
	1:50-2:40	212	207	208	209	210	211
	2:40-3:30	211	212	207	208	209	210
	3:30-4:20	210	211	212	207	208	209
	4:20-5:10	209	210	211	212	207	208
	5:10-6:00	208	209	210	211	212	207

Sunday AM	Stages	1	2	3	4	5	6
		7:30-8:20	201	202	203	204	205
	8:20-9:10	206	201	202	203	204	205
	9:10-10:00	205	206	201	202	203	204
	10:00-10:50	204	205	206	201	202	203
	10:50-11:40	203	204	205	206	201	202
	11:40-12:30	202	203	204	205	206	201

**Upper Zone**



# Hang'em High

by Jason Magnuson


**Start Position:** The start position is standing inside the shooting area, facing down range with hands on marks. Handgun is loaded and holstered. PCC start position facing down range with muzzle touching mark. PCC is loaded and on Safe.

**Procedure:** On the audible start signal, engage all targets from within the shooting area. Popper 1 activates Swinger 1, which is visible at rest.

**Scoring:** COMSTOCK, Best 2 hits on cardboard.

**Rounds:** 39

**Targets:** 18 USPSA targets, 3 poppers







# Run Along Little Dogie

by Jason Magnuson


**Start Position:** The start position is standing anywhere in the shooting area, facing down range. Handgun is loaded and holstered with wrists below belt. PCC start position is stock on belt, muzzle pointing down range.

**Procedure:** On the audible start signal, engage all targets from within the shooting areas.

**Scoring:** COMSTOCK, Best 2 hits on cardboard.

**Rounds:** 34

**Targets:** 17 USPSA targets





# Winchester '73

by Paul Nash

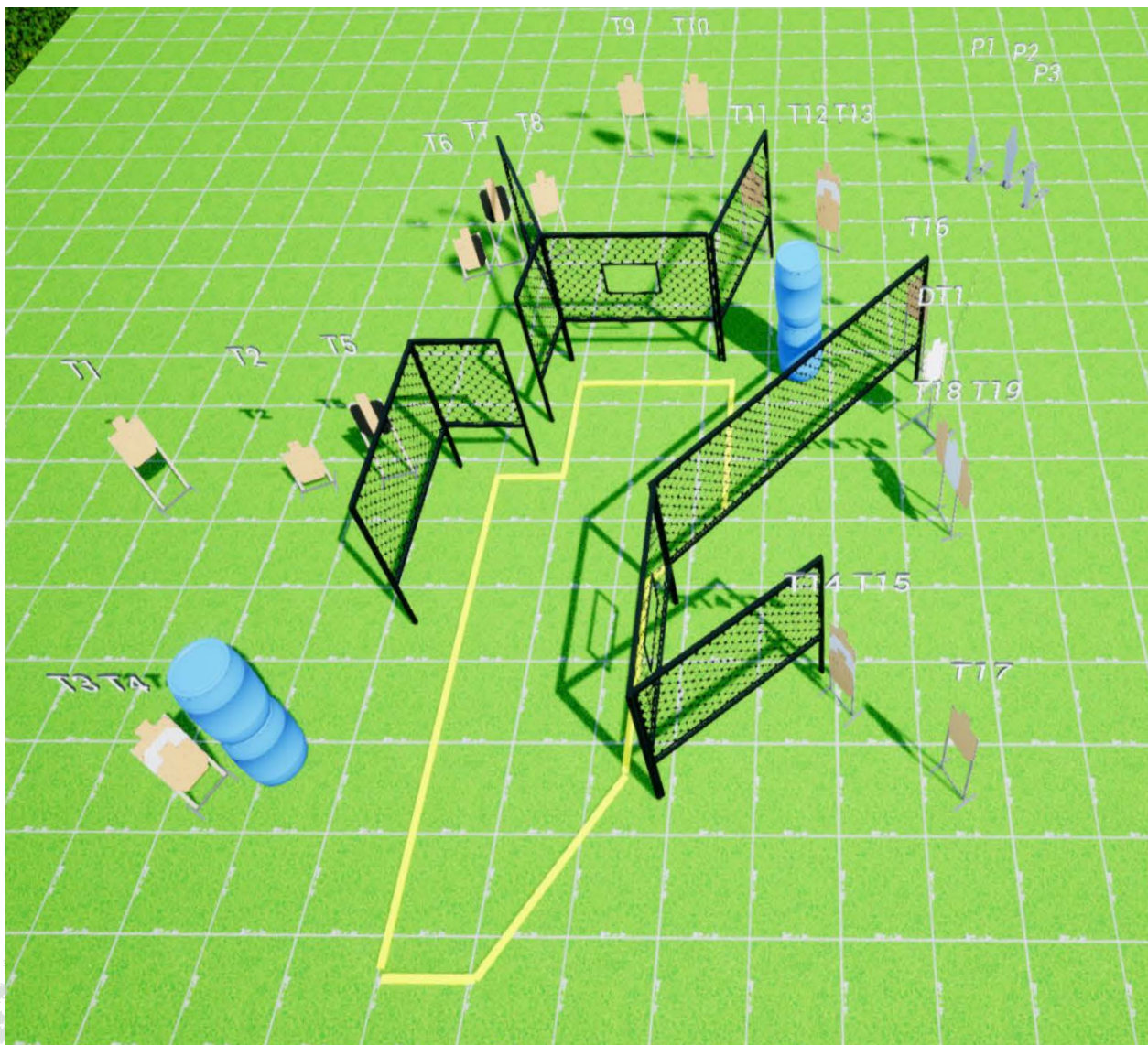
**Start Position:** The start position is standing with both feet outside the shooting area, facing down range. Handgun is loaded and holstered with wrists below belt. PCC start position is stock on belt, muzzle pointing downrange.

**Procedure:** On the audible start signal, engage all targets from within the shooting area. P2 activates DTI, which is not visible at rest.

**Scoring:** COMSTOCK, Best 2 hits on cardboard.

**Rounds:** 43

**Targets:** 20 USPSA targets, 3 poppers







# The Searchers

by Graham West

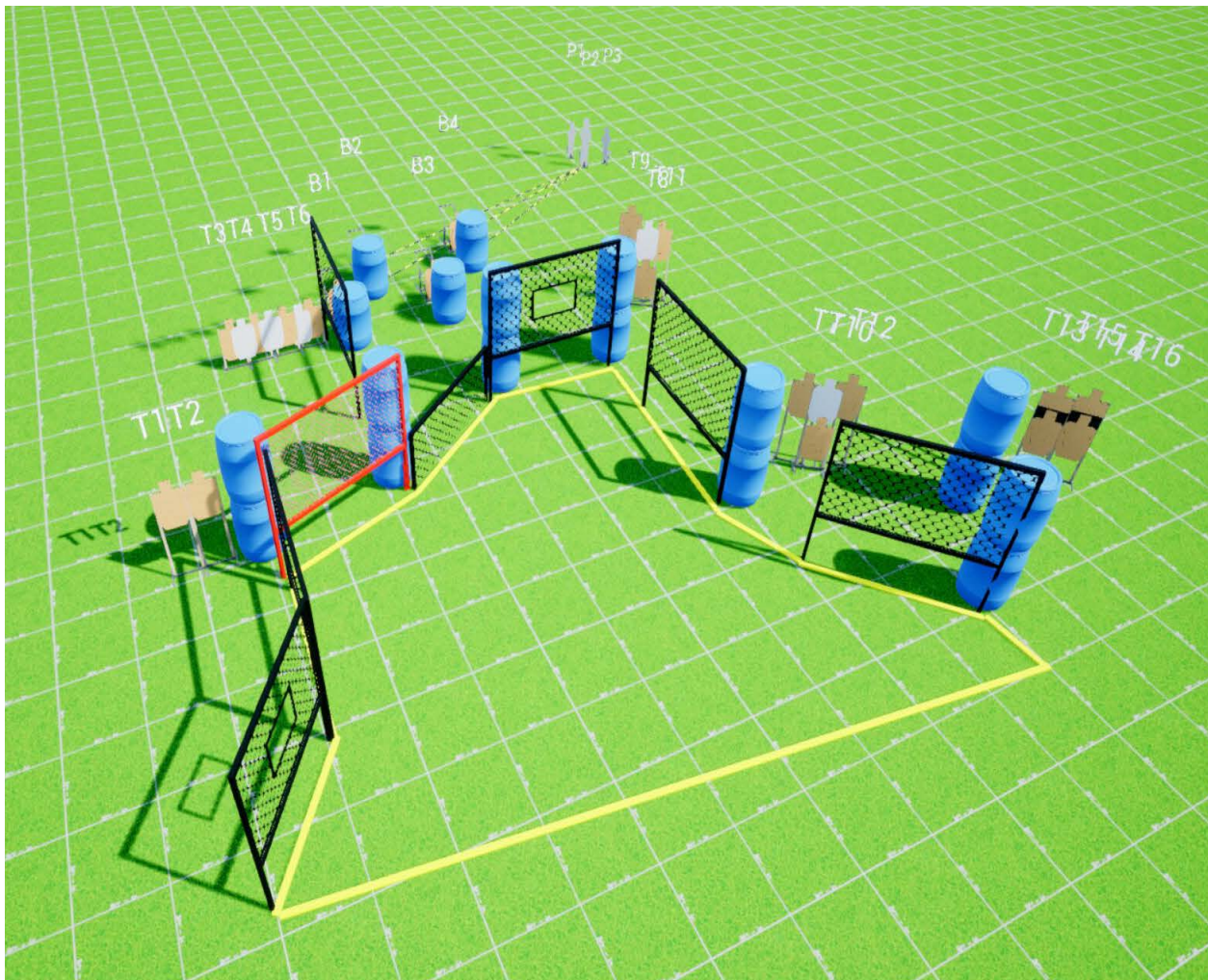
**Start Position:** The start position is standing anywhere in the shooting area, facing down range. Handgun is loaded and holstered with wrists below belt. PCC start position is stock on belt, muzzle pointing downrange.

**Procedure:** On the audible start signal, engage all targets from within the shooting area. All walls go from ground to infinity except the red wall. The area under this wall is considered a shooting port.

**Scoring:** COMSTOCK, Best 2 hits on cardboard.

**Rounds:** 43

**Targets:** 20 USPSA targets, 3 poppers





# High Noon

by Hemming Wallgren


**Start Position:** The start position is sitting in the chair, facing down range, hands on thighs. Handgun is unloaded, resting unsupported on table with trigger guard centered on mark. PCC start position is sitting in the chair, facing down range, hands on thighs. PCC is unloaded, resting unsupported on table with trigger guard centered on mark.

**Procedure:** On the audible start signal, engage all targets from within the shooting area.

**Scoring:** COMSTOCK, Best 2 hits on cardboard.

**Rounds:** 40

**Targets:** 17 USPSA targets, 6 poppers







# The Shootist

by Graham West

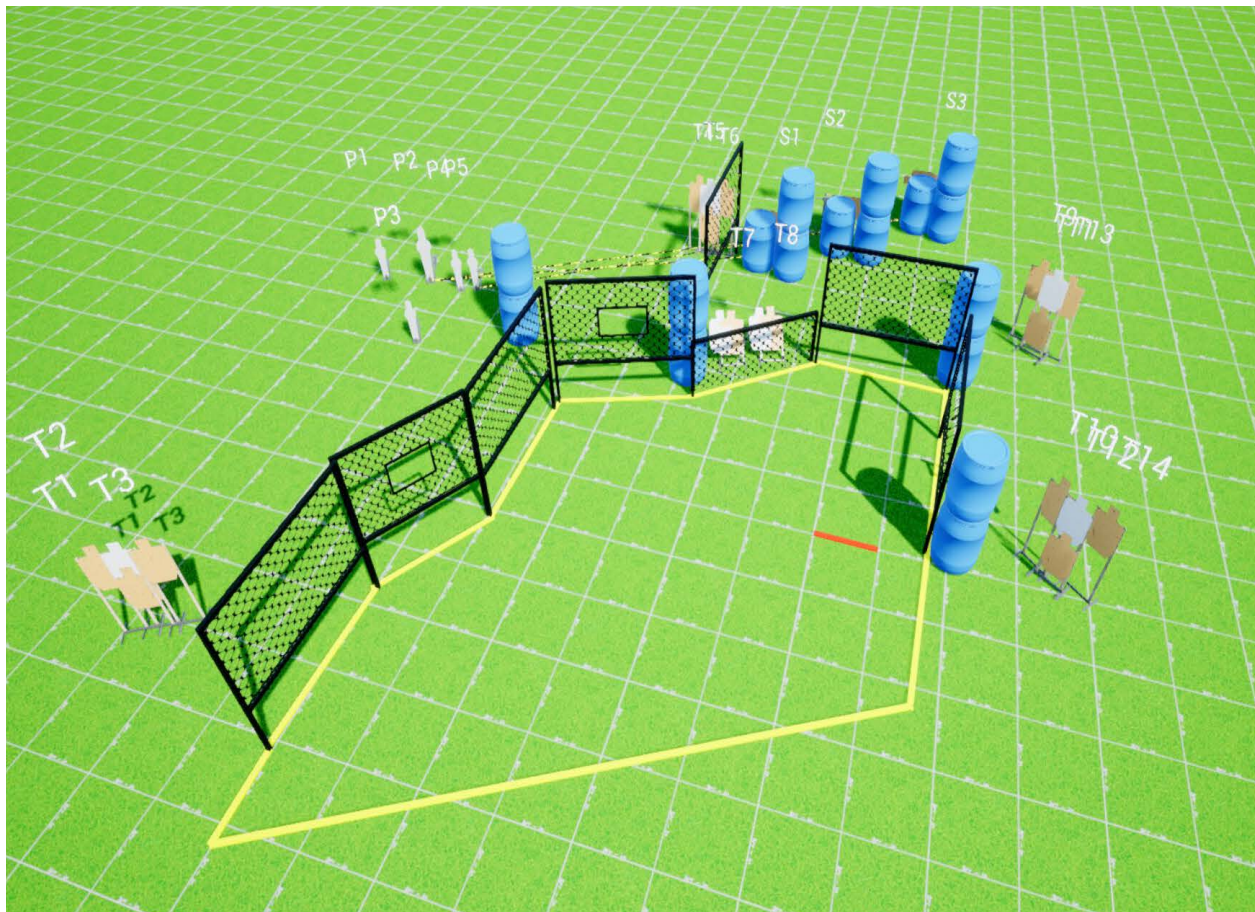
**Start Position:** The start position is standing inside the shooting area, heels touching mark, facing down range. Handgun is loaded and holstered with wrists below belt. PCC start position is stock on belt, muzzle pointing downrange.

**Procedure:** On the audible start signal, engage all targets from within the shooting area. P1, P2 and P3 activate Swingers 1, 2 and 3 respectively, and swingers are visible at rest.

**Scoring:** COMSTOCK, Best 2 hits on cardboard.

**Rounds:** 39

**Targets:** 17 USPSA targets 5 poppers 1 steel





# Unforgiven

by Jason Magnuson

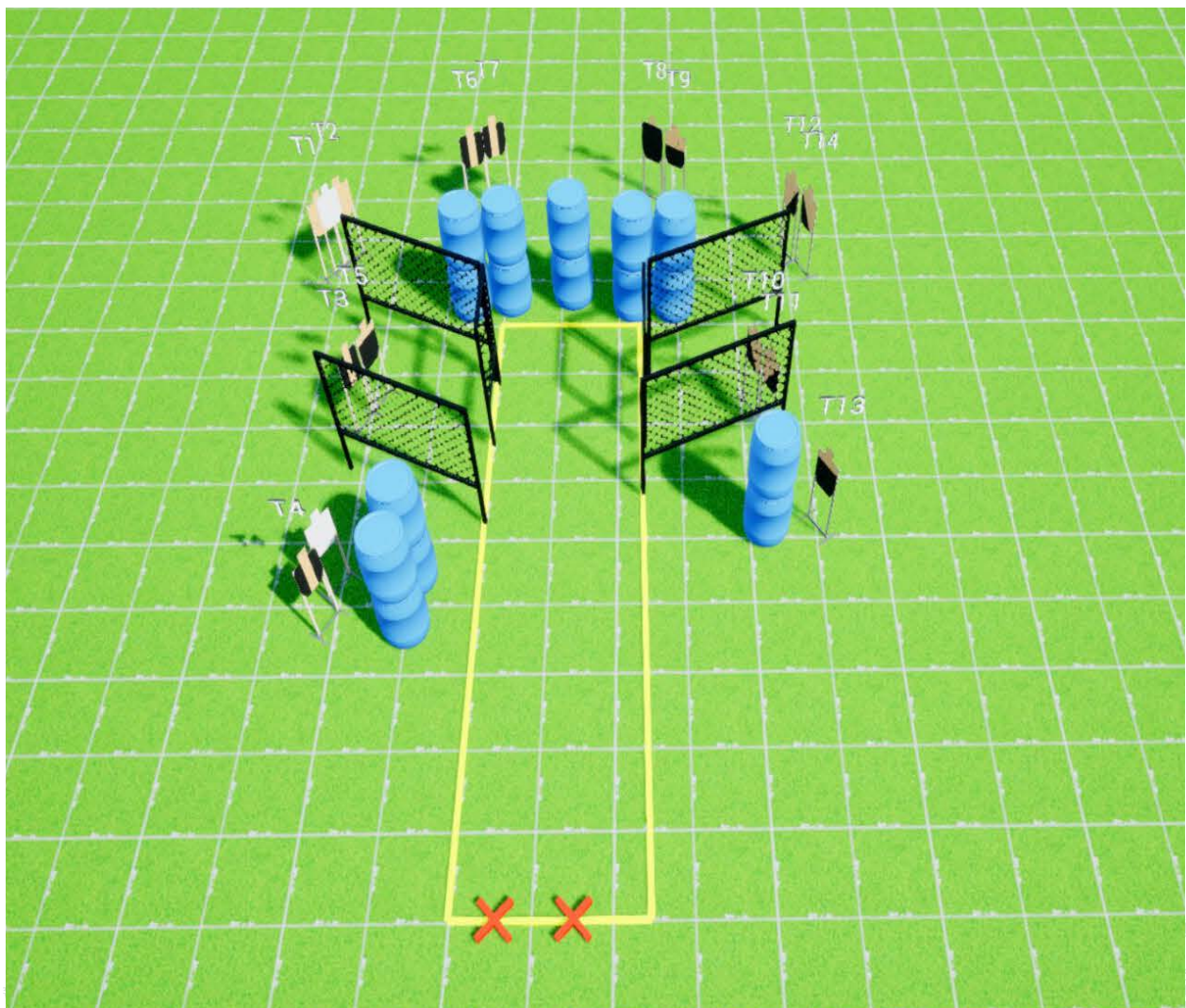
**Start Position:** The start position is standing completely outside the shooting area, facing down range with toes on marks. Handgun is loaded and holstered with wrists below belt. PCC start position is stock on belt, muzzle pointing downrange.

**Procedure:** On the audible start signal, engage all targets from within the shooting area.

**Scoring:** COMSTOCK, Best 3 hits on cardboard.

**Rounds:** 42

**Targets:** 14 USPSA targets





# The Good

by Ken Hilton

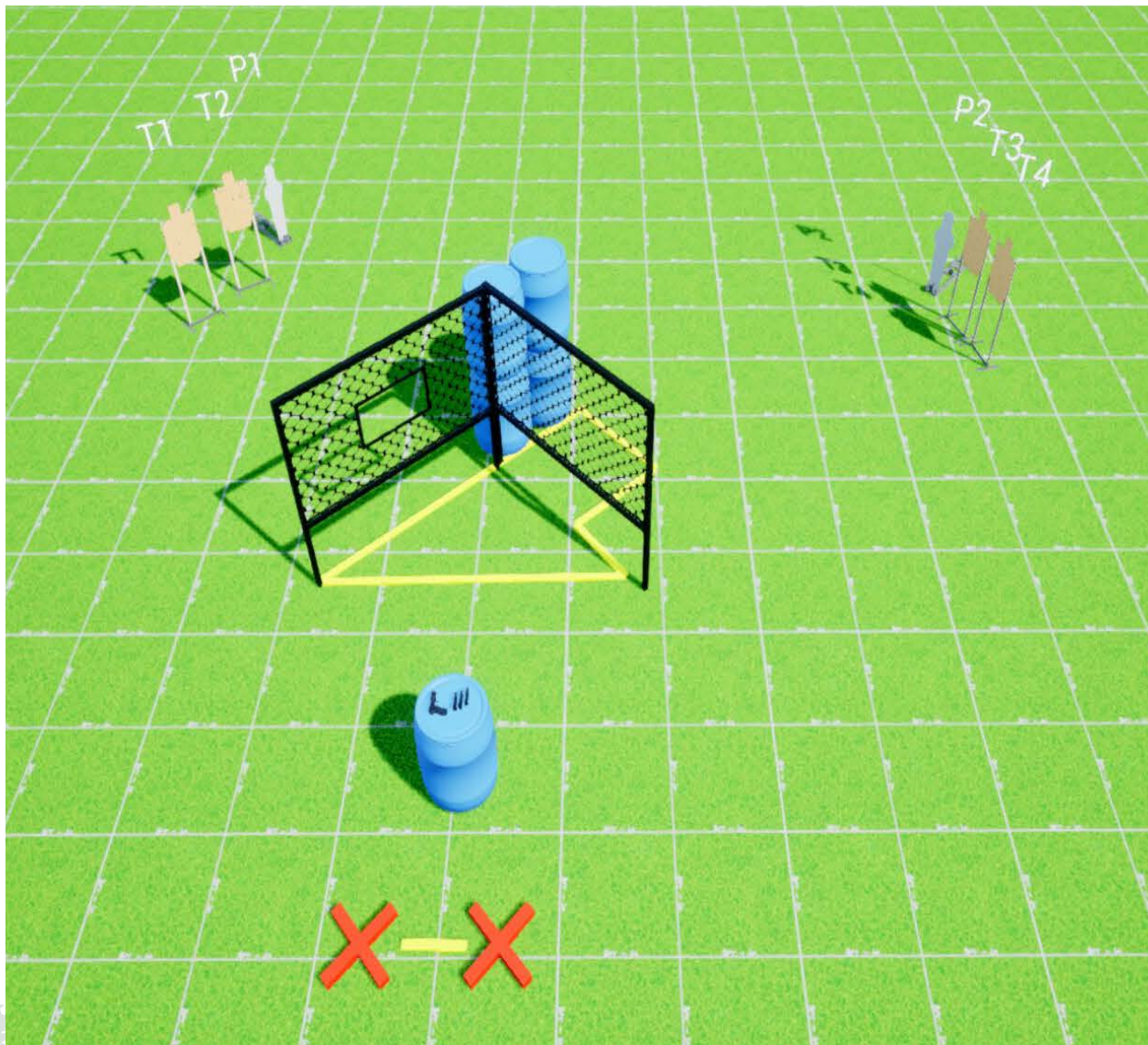
**Start Position:** The start position is standing with heels on marks with wrists below belt. Handgun is unloaded and resting unsupported on barrel with trigger guard centered on mark. All magazines are resting on the barrel. PCC start position is unloaded, resting unsupported on barrel with trigger centered on mark, all magazines on barrel.

**Procedure:** On the audible start signal, engage all targets from within the shooting area.

**Scoring:** COMSTOCK, Best 3 hits on cardboard.

**Rounds:** 10

**Targets:** 4 USPSA targets, 2 poppers





# The Bad

by Ken Hilton

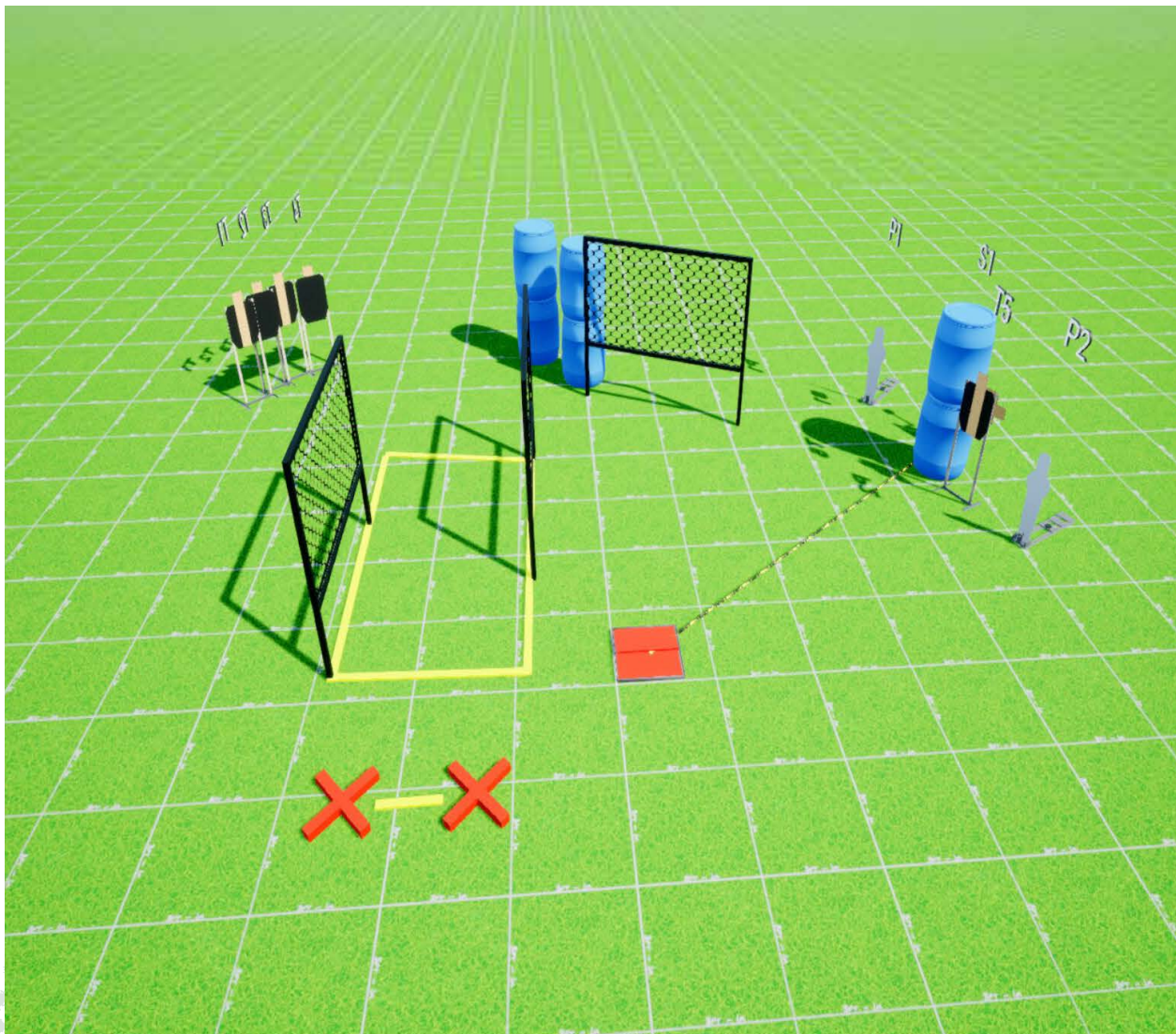
**Start Position:** The start position is standing anywhere in the shooting area, facing down range. Handgun is loaded and holstered with wrists below belt. PCC start position is stock on belt, muzzle pointing downrange.

**Procedure:** On the audible start signal, engage all targets from within the shooting area. Stomp box activates Swinger 1, which is visible at rest. Stomp box is not part of the shooting area.

**Scoring:** COMSTOCK, Best 2 hits on cardboard.

**Rounds:** 14

**Targets:** 6 USPSA targets, 2 poppers





# The Ugly

by Ken Hilton

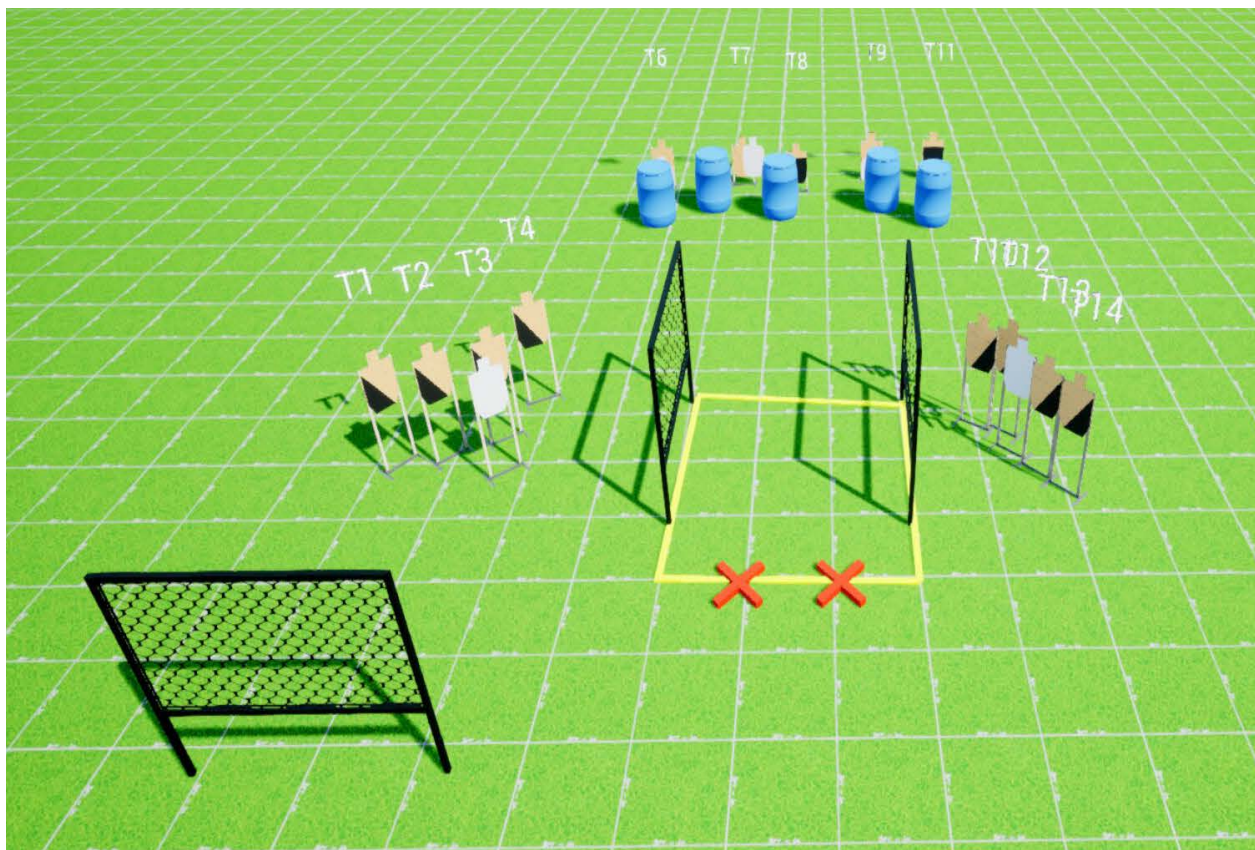
**Start Position:** The start position is standing outside the shooting area, facing down range with toes on marks. Handgun is loaded and holstered with wrists below belt. PCC start position is stock on belt, muzzle pointing downrange.

**Procedure:** On the audible start signal, engage all targets from within the shooting area.

**Scoring:** COMSTOCK, Best 1 hits on cardboard.

**Rounds:** 13

**Targets:** 13 USPSA targets





# Gunfight at the O.K. Corral

by Jason Magnuson


**Start Position:** The start position is standing anywhere in the shooting area, facing down range. Handgun is loaded and holstered, with wrists below belt. PCC start position is stock on belt, muzzle pointing downrange.

**Procedure:** On the audible start signal, engage all targets from within the shooting area.

**Scoring:** COMSTOCK, Best 2 hits on cardboard.

**Rounds:** 44

**Targets:** 19 USPSA targets, 6 poppers





# Rio Bravo

by Jason Magnuson


**Start Position:** The start position is standing inside the shooting area with toes touching mark, facing down range. Handgun is loaded and holstered with wrists below belt. PCC start position is stock on belt, muzzle pointing downrange.

**Procedure:** On the audible start signal, engage all targets from within the shooting area.

**Scoring:** COMSTOCK, Best 2 hits on cardboard.

**Rounds:** 41

**Targets:** 18 USPSA targets 5 poppers





# Ride the High Country

by Paul Nash


**Start Position:** The start position is standing completely outside the shooting area with toes on marks, facing down range. Handgun is loaded and holstered with wrists below belt. PCC start position is stock on belt, muzzle pointing downrange.

**Procedure:** On the audible start signal, engage all targets from within the shooting area.

**Scoring:** COMSTOCK, Best 2 hits on cardboard.

**Rounds:** 39

**Targets:** 16 USPSA targets, 7 poppers







# WYOMING FIREARMS



# & OUTDOOR RECREATION EXPO

**Join us Saturday, July 15, 2023, 3-7:30 p.m.!**

*David Street Station, 200 S. David St.*

In conjunction with the Seventh Annual Magpul Wyoming Governor's Match July 14-16 at the Stuckenhoff Sport Shooters Complex, join us for the first ever Wyoming Firearms & Outdoor Recreation Expo! This free event is open to the public and is features vendor booths by Wyoming's top industry leaders, live entertainment, food trucks, family-friendly activities, and more! **For more information, visit [caspershooters.com](http://caspershooters.com).**

**Free and open to the public!**



The Seventh Annual Magpul Wyoming Governor's Match, presented by Vortex Optics.



Thank you for being a part of the Seventh Annual Magpul Wyoming Governor's Match, presented by Vortex Optics.

**Casper Shooters Club**  
2330 Station Road  
Casper, WY 82601  
caspershooters@gmail.com  
caspershooters.com

